

LED-i

Waterproof lighting

LEDS WITH BUILT IN DRIVER

- Suitable for indoor and outdoor applications.
- High brightness Philips Rebel LEDs mounted within our proven MT50 casing.
- Driver built in at one end.
- Choice of Satin or Clear outer case.
- Power supply one end only.
- Standard unit supplied with integral driver ready for mains connection, so no confusion/ mistakes with miss matched equipment.
- White 3000k, 4000k and 6000k.
- Colours Amber, Blue, Red and Green.
- Photometric data available.
- Heat sink tested.
- Dimmable or Switched.
- **For exterior applications this product must be under cover and not exposed directly to rain or sat in water. Please call for advice.**



The logo for EncapSulite Australia features three diagonal bars in blue, yellow, and light blue above the company name. The name 'EncapSulite' is in a large, bold, white sans-serif font, with 'Australia' in a smaller font below it.



For Product support Freecall 1800 733 113 or Email info@yld.com.au
Please see over for installation/instructions.

LED-i Waterproof lighting

LEDS WITH BUILT IN DRIVER

TECHNICAL INFORMATION:

- Constant current 350mA, 180-264v AC 110v AC available to order.
- Over voltage/temperature protection. Operating temp -30 to +70C.
- Design to UL1310 Class2, TUV EN60950-1, EN61347-2-13, CAN/CSA C22.2 NO. 223-M91, IP67 approved. EN55022 (CISPR22) Class A EN61000-3-2,-3 EN61000-4-2,3,4,5,6,8,11: ENV50204 Light Industry.
- Level Criteria A.



Clear outer casing				
Product code	Length	LEDs	Wattage	Forward Voltage
LED-i Clear	1085mm	LEDs 8	8.4w	24v
LED-i Clear	1485mm	LEDs 12	12.6w	36v

Satin outer casing				
Product code	Length	LEDs	Wattage	Forward Voltage
LED-i Satin	1085mm	LEDs 8	8.4w	24v
LED-i Satin	1485mm	LEDs 12	12.6w	36v

Add LED colour to the product code White 3000k, White 4000k, White 6000k, Blue, Red, or Green. RGB colour change, please enquire.

Incorrect wiring or programming will invalidate all warranties.

For Product support Freecall 1800 733 113 or Email info@yld.com.au

LED-i

Waterproof lighting

LEDS WITH BUILT IN DRIVER

TECHNICAL INFORMATION:

COLOURS




001 | Clear Warm White 3000k



003 | Clear Neutral White 4000k




005 | Clear Cool White 6000k



007 | Clear Blue




009 | Clear Green



011 | Clear Red




002 | Satin Warm White 3000k




004 | Satin Neutral White 4000k




006 | Satin Cool White 6000k



008 | Satin Blue



010 | Satin Green



012 | Satin Red

For Product support Freecall 1800 733 113
or Email info@yld.com.au

